

Assembly instructions



Grounding Kit SSB / Item no.: 6810-6813

Required tools:

1 x 5 mm Hex Key

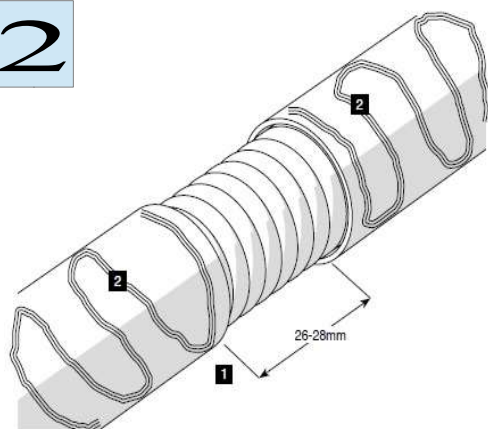
1 x Cutter knife

1

Connection instructions

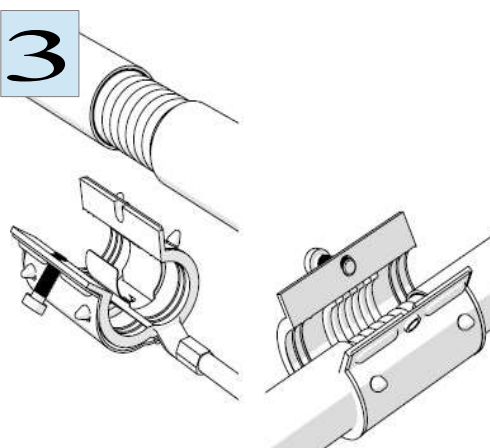
Connect the grounding clamp to the equipotential bonding bar or the earth potential using the shortest possible cable.

2



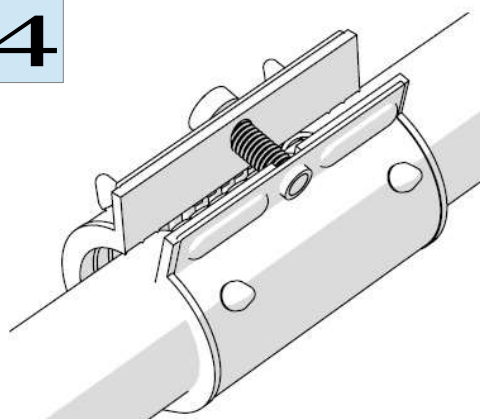
Strip off the jacket of the coaxial cable approx. 26-28 mm using the cutter knife.

3



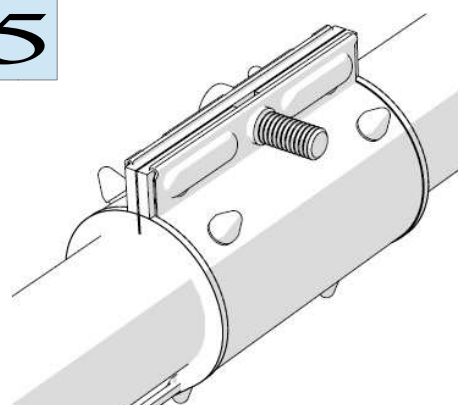
Insert the coaxial cable in the open grounding clamp.

4



Close the grounding clamp and tighten the screw.

5



Done in a few seconds!