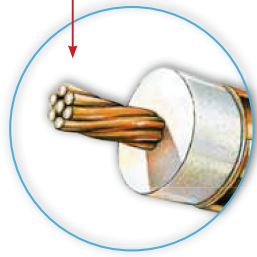


Ecoflex 15 Plus HEATEX



Stranded center conductor with aluminium core and welded copper shield

Combines excellent HF characteristics with all fire protection requirements

- » Very low longitudinal attenuation
- » High flexibility
- » Halogen-free
- » Complies with all relevant fire protection demands

The new **Ecoflex15 Plus-Heatex** comes with an innovative cable design which again improves the good HF characteristics of the ECOFLEX 15 – standard cable.

Ecoflex 15 Plus-Heatex uses a high precision Hybrid inner conductor, made of seven single aluminium core wires with welded OFC copper coat. The surface finish and the corresponding HF characteristics of this inner conductor are significantly better than conventional stranded copper wire. The result is impressive:

- » Significantly lower longitudinal attenuation: – 11% at 6 GHz
- » Lower cable weight: – 22%
- » Usable frequency range extended to 8 GHz
- » Excellent flexibility

A further plus is the double shielding: an overlapping copper foil and an overlying copper braid guarantee a high shielding factor of >90 dB@1 GHz.

Ecoflex 15 Plus-HEATEX is predestined for operation in buildings, ships and applications in fire-endangered areas. The UV stabilisation of the robust HEATEX coats also allows an unlimited outdoor use.

Ecoflex 15 Plus-Heatex is hardly inflammable and offers a low fire propagation.

Heatex coats are halogen-free, low-smoke and include no reaction-friendly elements like fluorine, chlorine and bromine. In comparison, standard coaxial cables with PVC coats (polyvinyl chloride) are not halogen-free and hence must not be used in fire-hazardous areas. A critical point of PVC cables is their propagation of flames in case of fire – a danger that is safely eliminated by **Ecoflex 15 Plus-Heatex!**

Available standard lengths 25 m, 50 m, 100 m, 200 m, 500 m.

Ecoflex 15 Plus-Heatex complies with the following norms:
(Further information regarding tests at www.ssb.de)

Fire behaviour EN 50265-2-1 IEC 60332-1 DIN 5510-2
Cable bundle test IEC 60332-3-24
Smoke density IEC 61034 -1+2EN 50268
Corrosiveness of combustible Gases HD 602-1 EN 50267-2-3 IEC 60754-2

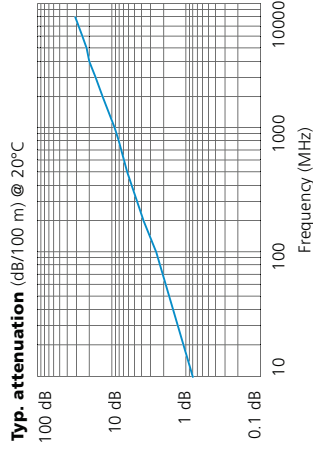
Technical data	
Centre conductor	Hybrid, aluminium core, copper shield, 7 x 1,55 mm
Centre conductor Ø	4.5 mm
Dielectric	PE, low-loss compound
Dielectric Ø	11.3 mm
Outer conductor 1	copper foil, PE coated
Shielding factor	100 %
Outer conductor 2	copper braid
Shielding factor	72 %
Sheath	black heatex, UV-resistant
Outer diameter Ø	14.6 mm
Weight	201 g/m
Min. bending radius	one single bending 70 mm 15 repeated bendings 140 mm
Temperature range	storage -70 bis +85°C installation -40 bis +60°C operation -55 bis +85°C
Pulling strength	10 daN

Typ. attenuation (dB/100 m @ 20°C)	
5 MHz	0.58
10 MHz	0.83
50 MHz	1.87
100 MHz	2.67
144 MHz	3.23
200 MHz	3.83
300 MHz	4.75
432 MHz	5.8
500 MHz	6.2
800 MHz	8.0
1000 MHz	9.1
1296 MHz	10.5
1500 MHz	11.4
1800 MHz	12.6
2000 MHz	13.4
2400 MHz	14.9
3000 MHz	16.9
4000 MHz	20.0
5000 MHz	22.9
6000 MHz	25.6
8000 MHz	30.5

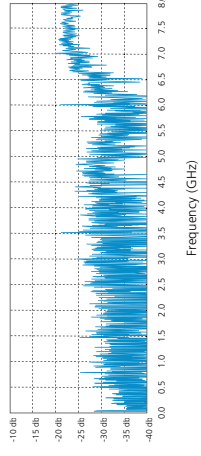
Max. power handling (W @ 40°C)	
10 MHz	6710
100 MHz	2070
500 MHz	890
1000 MHz	610
6000 MHz	220
8000 MHz	180

Electrical specifications

Impedance	50 Ω
Capacity	77 pF/m
Velocity factor	0.86
fmax	8 GHz
Screening efficiency @ 1 GHz	> 90 dB
DC-resistance: Centre conductor	2.2 Ω/km
Outer conductor	5.15 Ω/km
RF peak voltage	1.55 kV



Typ. return loss



Due to production tolerances the return loss may have different characteristics.